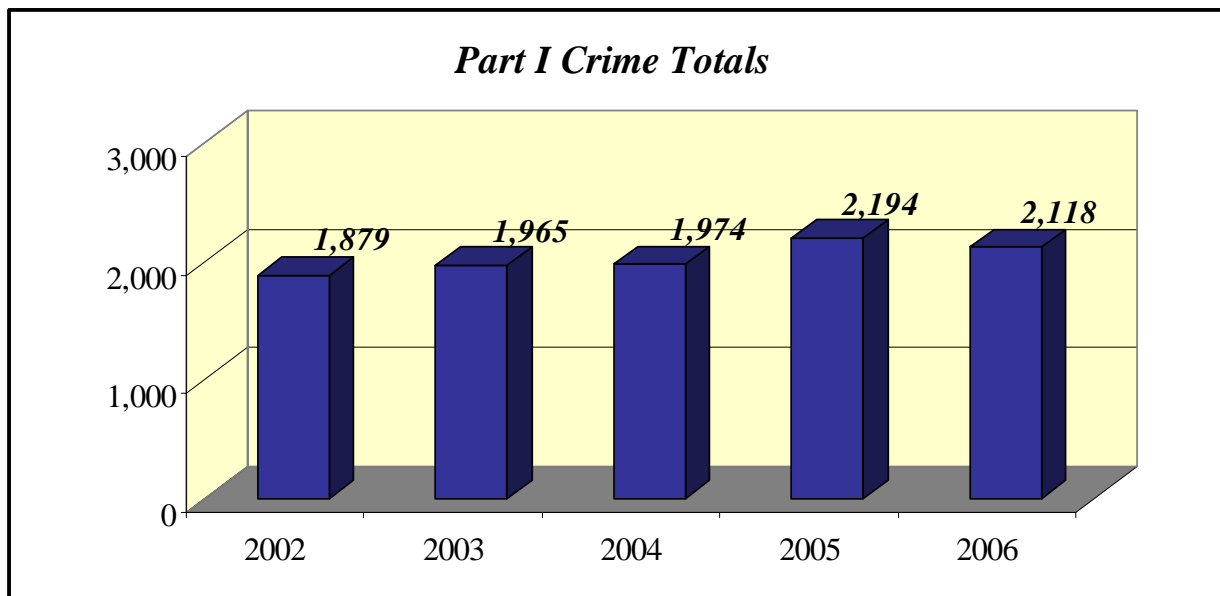


The following is the annual report of the activities of the Arcadia Police Department for the 2006 calendar year. The figures shown are summaries relating to crimes, arrests, and traffic events.

PART I CRIME

The crime analysis for 2006 shows a 3.46% decrease from 2005. Part I crimes for the past five years are listed below, along with the changes compared to 2005:

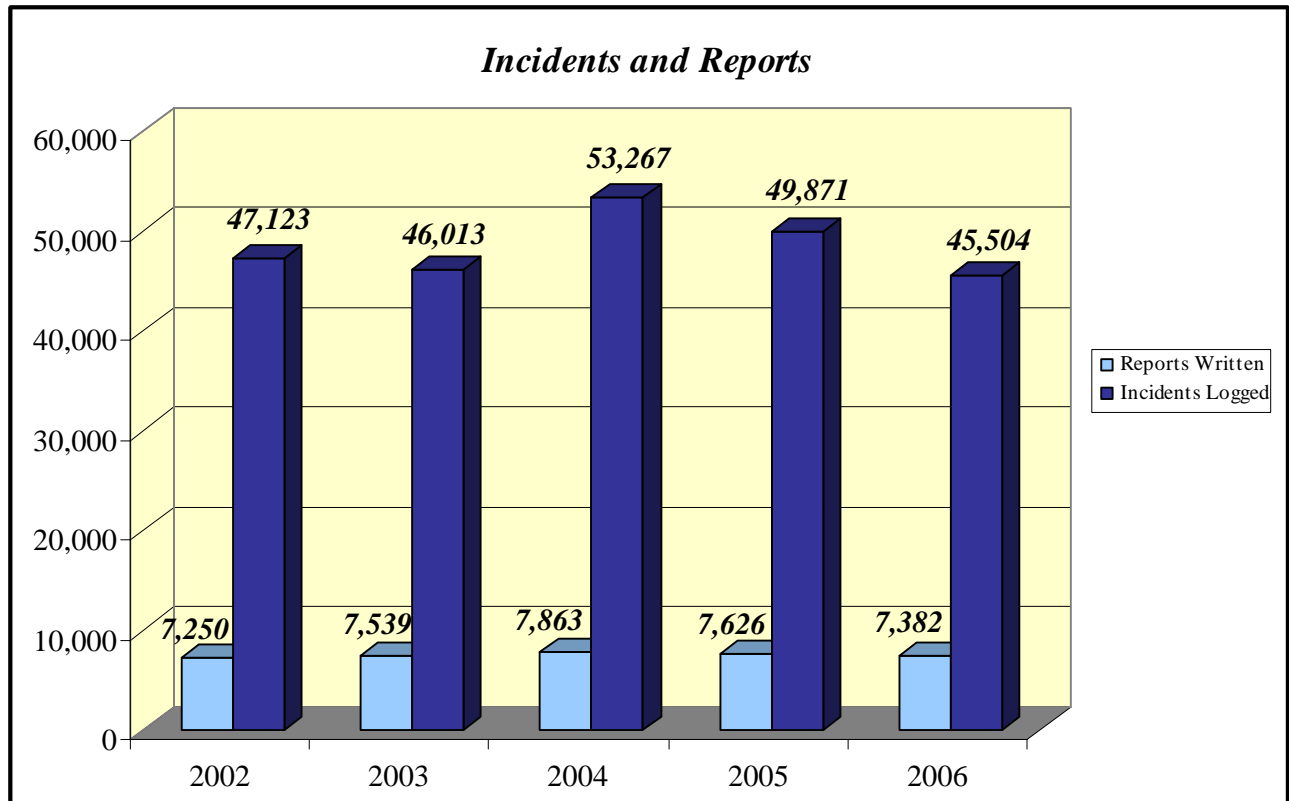
	2002	2003	2004	2005	2006	Change +/-
Homicide	2	2	4	2	1	-50.00%
Rape/Assault to Rape	6	5	4	7	5	-28.57%
Robbery	70	55	57	61	73	+19.67%
Assault	331	354	329	263	245	-6.84%
Burglary	382	384	389	436	411	-5.73%
Larceny	946	990	1,047	1,258	1,208	-3.97%
Auto Theft	142	175	144	167	175	+4.79%
Total for Part I Crimes	1,879	1,965	1,974	2,194	2,118	-3.46%



STATISTICAL INFORMATION

TYPE OF CRIME		TOTAL NUMBER
Homicide		1
Rape		5
Robbery		73
	Firearms	28
	Knife	8
	Other Weapon	5
	Strong-Arm	32
Assaults		245
	Firearms	13
	Knife	17
	Other Weapon	40
	Other Aggravated	11
	Non-Aggravated	164
Burglary		411
	Residential	188
	Non-Residential	223
Thefts		1,208
	Shoplifting	220
	Auto Burglary	527
	All Other	461
Motor Vehicle Theft		175
Forgery / Fraud / Embezzlement		412
Vandalism		381
Weapons Offenses		36
Prostitution / Sex Offenses		28
Offenses Against Family		29
D.U.I.		67
Liquor Laws / Drunkenness		136
All Other Offenses		3,806

TOTAL ARRESTS		1,670
	Adult Felony	347
	Adult Misdemeanor	1,116
	Juvenile Felony	64
	Juvenile Misdemeanor	143



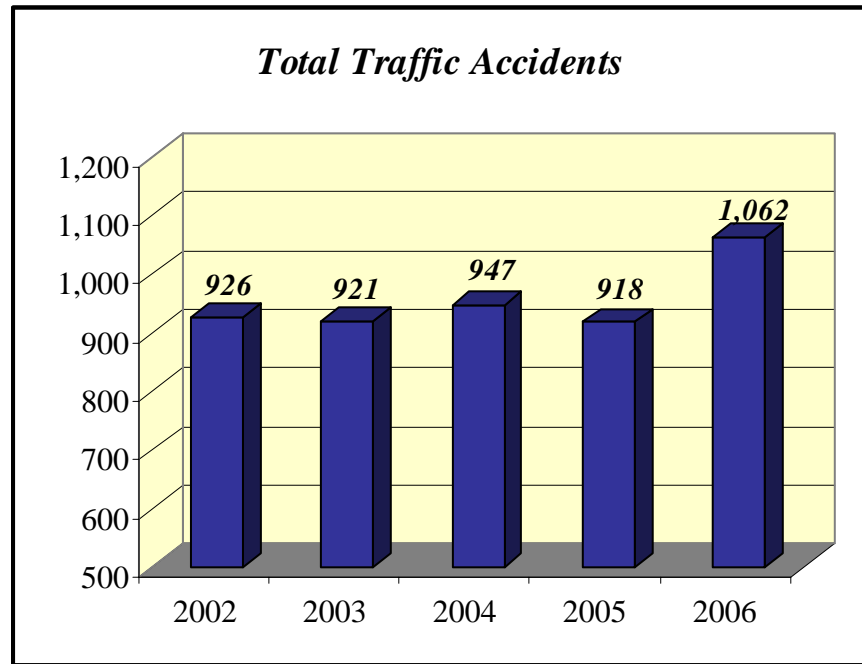
TRAFFIC SUMMARY

CITATIONS & ENFORCEMENT ACTIONS

	2002	2003	2004	2005	2006
Non-hazardous Violations	4,865	5,451	4,666	3,952	3,753
Parking Violations	6,677	7,896	7,749	9,635	7,037
TOTAL	11,542	13,347	12,415	13,587	10,790

TRAFFIC ACCIDENTS

	2002	2003	2004	2005	2006
Fatal Accidents	5	3	2	2	1
Personal Injury	280	290	276	271	240
Property Damage	641	628	669	645	821
TOTAL	926	921	947	918	1,062



PERSONS INJURED OR KILLED IN ACCIDENTS

	2002	2003	2004	2005	2006
Persons Killed	6	3	2	2	1
Persons Injured	387	414	386	363	325
TOTAL	393	417	388	365	326